

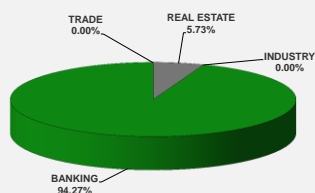
LISTED COMPANIES	LISTED SHARES	MARKET CAP.	TOTAL ORDINARY SHARES	PREFERRED SHARES	PREFERRED SHARES ISSUE PRICE	TOTAL MARKET CAP.	CUR.	TRADED VOLUME	TRADED VALUE	CLOSING PRICE	OPEN PRICE	HIGH PRICE	LOW PRICE	PREVIOUS PRICE
	(MM)	(MM \$)	(MM)	(MM)	USD	(MM \$)								
SOLIDERE A	100.00	719.00	100.00			719.00	USD	10,410	75,399	7.19	7.40	7.41	7.15	7.35
SOLIDERE B	65.00	468.65	65.00			468.65	USD	3,693	26,631	7.21	7.24	7.26	7.13	7.48
BQ.LIB. POUR LE COMMERCE	51.03	47.46	152.70			142.01	USD	-	-	0.93	-	-	-	0.93
BQ.LIB. POUR LE COMMERCE PRAF. "C"	0.35	35.00		0.35		35.00	USD	-	-	100.00	-	-	-	100.00
BQ.LIB. POUR LE COMMERCE PRAF. "D"	0.75	70.50		0.75		70.50	USD	-	-	94.00	-	-	-	94.00
BQ.LIB. POUR LE COMMERCE PRAF. "E"	0.26	24.72		0.26		24.72	USD	-	-	94.00	-	-	-	94.00
BANQUE AUDI	399.75	1898.81	399.75			1898.81	USD	-	-	4.75	-	-	-	4.75
BANQUE AUDI GDR	116.24	552.13				552.13	USD	-	-	4.75	-	-	-	4.75
BANQUE AUDI PREFERRED "H"	0.75	65.25		0.75	100.00	65.25	USD	-	-	87.00	-	-	-	87.00
BANQUE AUDI PREFERRED "I"	2.50	224.75		2.50	100.00	224.75	USD	-	-	89.90	-	-	-	89.90
BANQUE AUDI PREFERRED "J"	2.50	225.00		2.50	100.00	225.00	USD	-	-	90.00	-	-	-	90.00
BANK OF BEIRUT	16.82	316.26	50.47			948.79	USD	-	-	18.80	-	-	-	18.80
BANK OF BEIRUT PRIORITY	4.76	100.00				100.00	USD	-	-	21.00	-	-	-	21.00
BANK OF BEIRUT PREFERRED SHARES "H"	5.40	135.00		5.40	25.00	135.00	USD	-	-	25.00	-	-	-	25.00
BANK OF BEIRUT PREFERRED SHARES "I"	5.00	124.75		5.00	25.00	124.75	USD	-	-	24.95	-	-	-	24.95
BANK OF BEIRUT PREFERRED SHARES "J"	3.00	75.00		3.00	25.00	75.00	USD	-	-	25.00	-	-	-	25.00
BANK OF BEIRUT PREFERRED SHARES "K"	4.00	100.00		4.00	25.00	100.00	USD	-	-	25.00	-	-	-	25.00
BYBLOS BANK	565.52	780.41	565.52			780.41	USD	210,000	289,800	1.38	1.38	1.38	1.38	1.37
BYBLOS BANK GDR	1.31	98.18				98.18	USD	-	-	75.00	-	-	-	75.00
BYBLOS BANK PREFERRED SHARES 2008	2.00	140.00		2.00	100.00	140.00	USD	-	-	70.00	-	-	-	70.00
BYBLOS BANK PREFERRED SHARES 2009	2.00	140.00		2.00	96.00	140.00	USD	-	-	70.00	-	-	-	70.00
BQ.EUROPEENNE PR.M.O	51.40	80.70	62.00			97.34	USD	-	-	1.57	-	-	-	1.57
BQ.EUROPEENNE PR.M.O PREFERRED 2013	0.35	33.85		0.35	100.00	33.85	USD	-	-	96.70	-	-	-	96.70
BLOM BANK GDR	73.90	696.10				696.10	USD	18,818	177,239	9.42	9.40	9.50	9.40	9.40
BLOM BANK	215.00	2107.00	215.00			2107.00	USD	3,000	29,400	9.80	9.80	9.80	9.80	9.45
RASAMNY-YOUNIS MOTORS CO	10.92	35.82	27.30			89.54	USD	-	-	3.28	-	-	-	3.28
HOLCIM Liban	19.52	302.69	19.52			302.69	USD	-	-	15.51	-	-	-	15.51
STE DES CIMENTS BLANCS N	3.00	7.65	3.00			7.65	USD	-	-	2.55	-	-	-	2.55

TOTAL EXECUTED	1,723.02	9,604.68	1,660.25	10,402.13	245,921	\$598,469
Official USD Closing	1507.5					

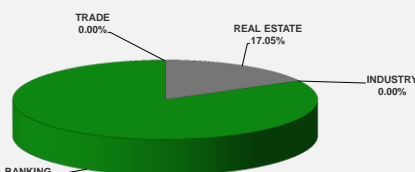
LEBANESE GLOBAL DEPOSITARY RECEIPTS	SHARES MM	BID \$	ASK \$	MID PRICE \$
BLOM BANK	73.90	9.40	9.50	9.45
BYBLOS BANK	1.31	77.00	0.00	0.00
AUDI BANK	116.24	4.72	4.90	4.81

STOCK INDEX	VALUE	PREVIOUS VALUE	% OF CHANGE
MARKET VALUE WEIGHTED INDEX	72.23	73.27	-1.42%
NUMBER OF TRANSACTIONS	29		

BEIRUT STOCK EXCHANGE DAILY TRADING VOLUME



BEIRUT STOCK EXCHANGE DAILY TRADING VALUE \$



Disclaimer: The Capital Markets Authority (CMA) publishes reports for general information purposes only. However, under no circumstances the CMA will accept any responsibility or liability in connection with the use of the information provided in these reports or on this website. (Source: Thomson Reuters Eikon)

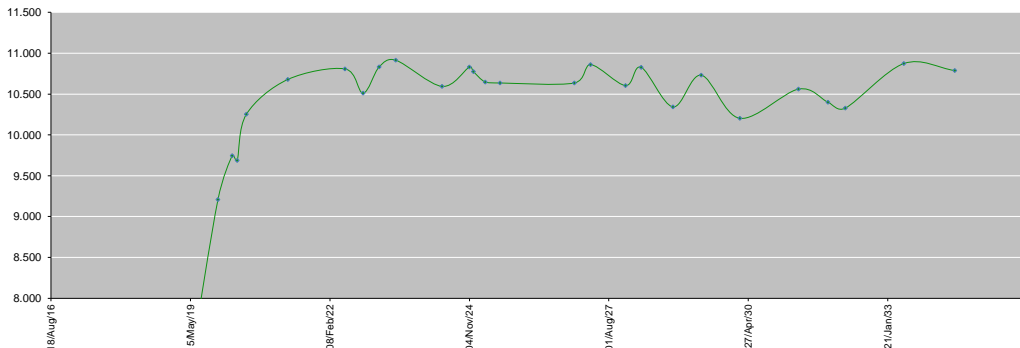
MATURITY	CURRENCY	ISSUED AMOUNT (MM)	OUTSTANDING AMOUNT (MM)	COUPON			ISSUE P.			SPREAD 3 MONTH US		DURATION	CONVEXITY
							BID\$	ASK\$	MID. P	YIELD	TREASURY		
Lebanon / 23-04-2019	USD	500.00	500.00	6.750	100.000	99.500	100.500	99.500	7.018	4.660	0.317	0.200	
Lebanon / 20-05-2019	USD	650.00	650.00	6.000	100.000	99.500	100.500	99.500	7.250	4.702	0.388	0.300	
Lebanon / 28-11-2019	USD	1,500.00	1,500.00	5.450	100.000	96.750	97.750	96.750	9.208	6.554	0.869	1.177	
Lebanon / 09-03-2020	USD	1,200.00	1,200.00	6.375	100.000	96.250	97.600	96.250	9.745	7.096	1.103	1.778	
Lebanon / 14-04-2020	USD	700.00	700.00	5.800	100.000	95.350	96.350	95.350	9.687	7.034	1.199	2.041	
Lebanon / 19-06-2020	USD	600.00	600.00	6.150	100.000	94.500	95.500	94.500	10.253	7.592	1.365	2.550	
Lebanon / 12-04-2021	USD	2,092.47	2,092.47	8.250	100.000	95.150	96.150	95.150	10.679	8.021	1.992	5.150	
Lebanon / 27-05-2022	USD	500.00	500.00	6.250	100.000	87.250	88.250	87.250	10.808	8.168	2.933	10.560	
Lebanon / 04-10-2022	USD	1,540.00	1,540.00	6.100	100.000	86.550	87.600	86.550	10.512	7.873	3.201	12.529	
Lebanon / 27-01-2023	USD	1,100.00	1,100.00	6.000	100.000	84.375	85.375	84.375	10.833	8.178	3.359	14.050	
Lebanon / 26-05-2023	USD	500.00	500.00	6.400	100.000	84.500	85.500	84.500	10.915	8.262	3.645	16.230	
Lebanon / 22-04-2024	USD	700.00	700.00	6.650	100.000	84.250	85.250	84.250	10.594	7.944	4.209	21.930	
Lebanon / 04-11-2024	USD	500.00	538.47	6.250	100.000	80.500	81.500	80.500	10.831	8.177	4.578	25.901	
Lebanon / 03-12-2024	USD	250.00	250.00	7.000	100.000	83.750	84.750	83.750	10.775	8.055	4.582	26.074	
Lebanon / 26-02-2025	USD	800.00	800.00	6.200	100.000	80.250	81.250	80.250	10.647	7.925	4.714	27.901	
Lebanon / 12-06-2025	USD	800.00	800.00	6.250	100.000	79.875	81.875	79.875	10.636	7.899	4.995	30.770	
Lebanon / 27-11-2026	USD	1,600.00	1,600.00	6.600	100.000	78.750	79.750	78.750	10.636	7.916	5.714	41.517	
Lebanon / 23-03-2027	USD	1,250.00	1,250.00	6.850	100.000	78.500	79.500	78.500	10.861	8.128	5.724	42.759	
Lebanon / 29-11-2027	USD	1,000.00	1,000.00	6.750	100.000	78.100	79.550	78.100	10.604	7.817	6.174	49.400	
Lebanon / 20-03-2028	USD	700.00	1,700.00	7.000	100.000	78.000	79.000	78.000	10.827	8.020	6.219	50.840	
Lebanon / 03-11-2028	USD	500.00	893.20	6.650	100.000	77.500	78.500	77.500	10.343	7.550	6.581	57.195	
Lebanon / 25-05-2029	USD	1,000.00	1,000.00	6.850	100.000	76.000	77.000	76.000	10.731	7.923	6.740	60.790	
Lebanon / 26-02-2030	USD	1,400.00	1,400.00	6.650	100.000	76.625	77.625	76.625	10.203	7.408	6.997	67.217	
Lebanon / 22-04-2031	USD	300.00	300.00	7.000	100.000	76.750	76.750	75.750	10.561	7.770	7.319	75.060	
Lebanon / 20-11-2031	USD	1,000.00	2,500.00	7.150	100.000	77.185	77.626	77.185	10.400	7.592	7.529	79.930	
Lebanon / 23-03-2032	USD	1,000.00	1,000.00	7.000	100.000	76.250	77.250	76.250	10.328	7.538	7.582	82.285	
Lebanon / 17-05-2033	USD	1,500.00	1,500.00	8.200	100.000	80.750	81.750	80.750	10.874	8.065	7.561	84.660	
Lebanon / 17-05-2034	USD	1,500.00	1,500.00	8.250	100.000	81.125	82.125	81.125	10.788	7.979	7.582	91.250	
Lebanon / 02-11-2035	USD	600.00	600.00	7.050	100.000	76.125	77.125	76.125	10.009	7.216	8.577	110.749	
Lebanon / 23-03-2037	USD	750.00	750.00	7.250	100.000	76.375	77.375	76.375	10.109	7.319	8.636	116.695	
TOTAL PUBLIC SECTOR EUROBONDS		28,032.469	30,964.13										

BDL EURO CDS												
MATURITY	SIZE MM	TYPE	COUPON	Issue P.	BID \$	Ask \$	MID. P	YIELD	SPREAD	DURATION	CONVEXITY	
Not Available												
LEBANESE PRIVATE SECTOR EUROBONDS												
MATURITY	SIZE MM	TYPE	COUPON	Issue P.	BID \$	Ask \$	MID. P	YIELD	SPREAD	DURATION	CONVEXITY	
BANK BYBLOS S.A.L/21-06-2021	USD 300	Note	7	100	99.17	99.40	99.17	7.37	4.73	2.25	6.33	
BLOM BANK S.A.L/04-05-2023	USD 300	Certificate	7.5	100	91.99	92.32	91.99	9.81	7.15	3.55	15.59	
Bank Audi S.A.L/16-10-2023	USD 350	Bond	6.75	100	99.67	99.70	99.67	6.83	4.21	4.02	18.95	

World Yields in Native Terms												
	O/N	3 Months	6 Months	9 Months	1 Year	2 Years	3 Years	5 Years	7 Years	10 Years	30 Years	
EUR	-	-0.93	-0.73	-0.68	-0.63	-0.60	-0.52	-0.25	-0.04	0.25	0.87	
U.S.A	-	2.38	2.54	--	2.63	2.66	2.64	2.65	2.72	2.79	3.02	
U.K	-	0.75	0.78	--	0.79	0.77	0.76	0.91	1.02	1.30	1.82	
Japan	-	-0.23	-0.18	-0.16	-0.15	-0.14	-0.13	-0.12	-0.12	0.04	0.75	

Libor					Spot Rates		
	USD	EUR	JPY	GBP	Lebanese Pound	Bid	Ask
1 Months	2.50	-0.41	-0.18	0.73	Euro	1505.50	1510.50
2 Months	2.62	-0.38	-0.10	0.79	British Sterling Pound	1.14	1.1419
3 Months	2.82	-0.35	-0.09	0.91	Japanese Yen	1.27	1.2657
6 Months	2.90	-0.32	0.01	1.03	Gold	111.22	111.2500
1 Year	3.07	-0.20	0.11	1.16		1261.11	1261.88

Lebanese Republic USD Eurobonds Yield Curve



Disclaimer: The Capital Markets Authority (CMA) publishes reports for general information purposes only. However, under no circumstances the CMA will accept any responsibility or liability in connection with the use of the information provided in these reports or on this website.
(Source: Thomson Reuters Eikon)

Contact us by email: research@cma.gov.lb

